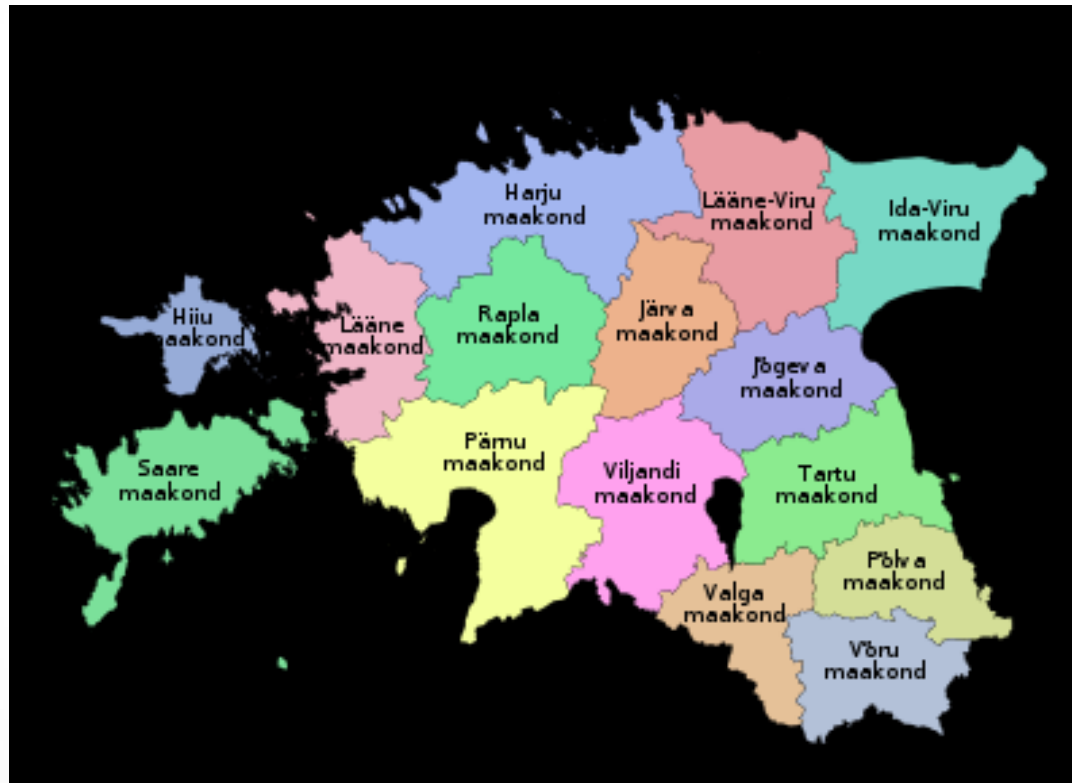
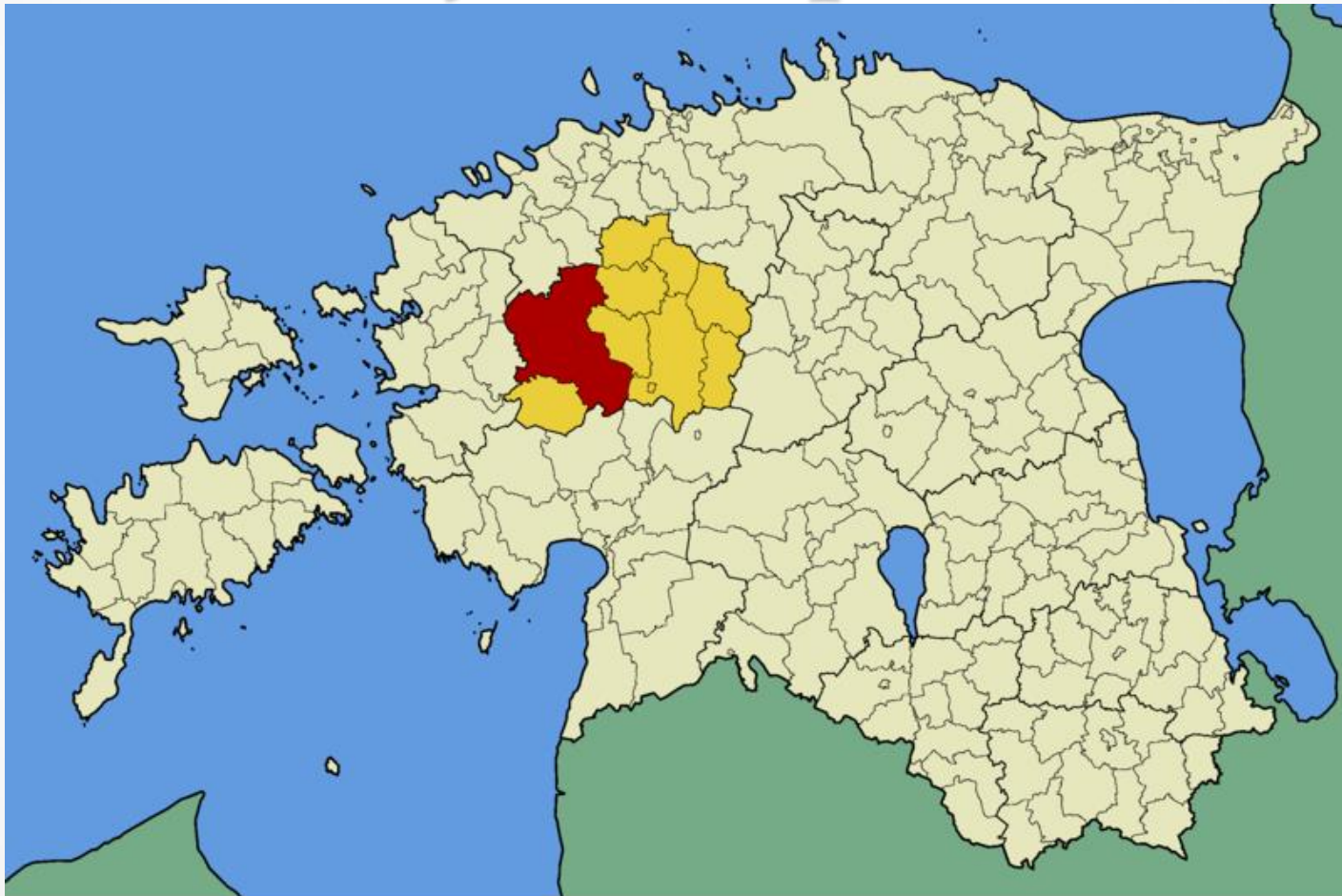


Märjamaa Parish

Estonian counties



Rapla county and Märjamaa parish



Märjamaa parish

Area - 872 km² 1 borough, 82 villages

Inhabitants (01.04.2013) – 6892 (male 3435, female 3457)

- Underaged (from age 0 to 18) 1343
- Old-age pensioners 1548
- Disability pensioners 483

National pension/Survivor's pension/Special pension 92

- The oldest person in Märjamaa parish is 101 years old

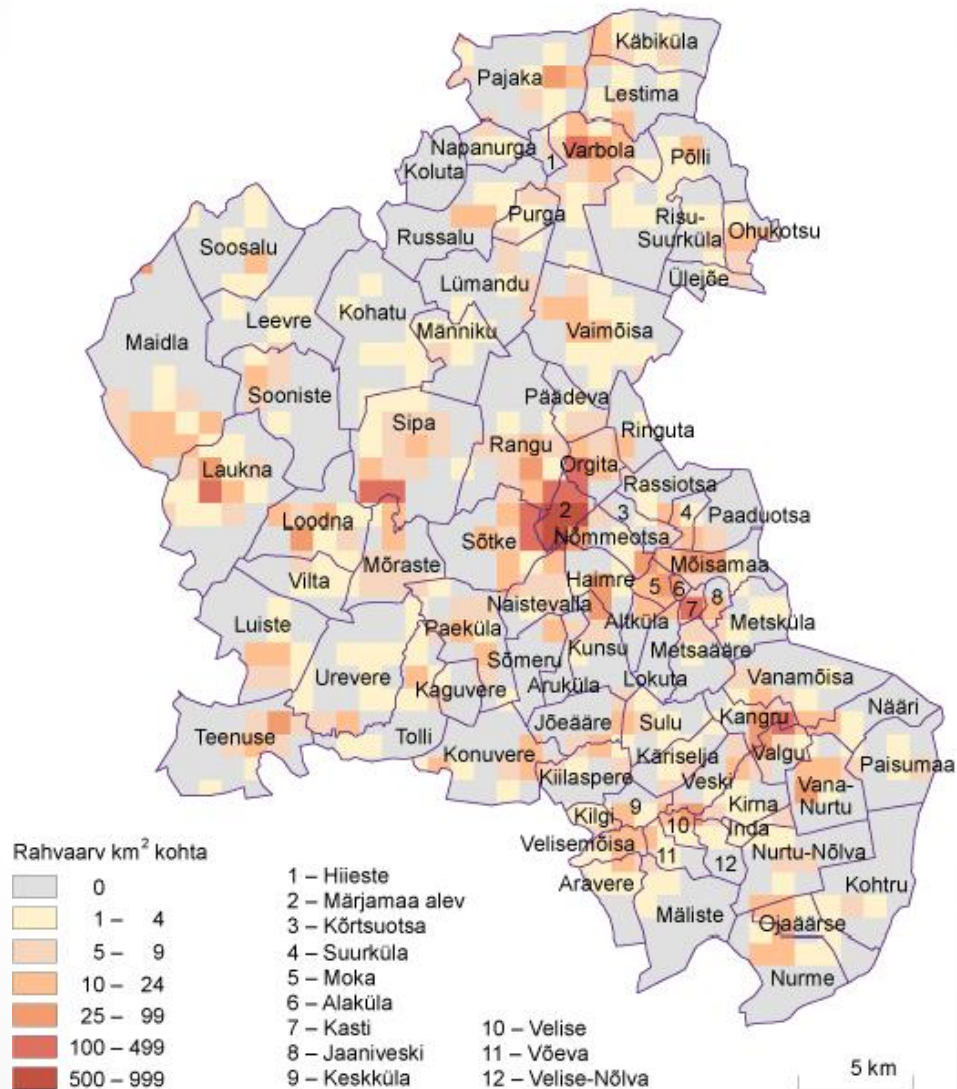
Biggest settlement – Märjamaa borough, 2951 inhabitants

Smallest settlement – Koluta village, 1 inhabitant

Population density - 8,5 people per km²

Population density

Märjamaa valla rahvastikutiheduse ruutkaart, 31.03.2000



Allikas: Statistikaamet

Märjamaa parish

- Schools – 3
- Kindergardens – 4
- Hoppy schools – 1
- Youth center (in Märjamaa, Sipa, Varbola)
- Social help center - 1
- Libularies – 7
- Cultural house – 7
- Family doctor centers – 2
- Nursery hospital
- Postoffice
- Police
- Rescue Service
- Swimming pool – 1
- Gyms – 3
- Sportclubs - 2
- Cinema – 1
- Church – 2, 3 congregation

Managing

Märjamaa Municipality Council

- The Chairman of the Council – Villu Karu
- Council members 23
 - The Commission of Education
 - The Commission of Culture
 - The Commission of Economy and Budget
 - The Social Commission
 - The Commission of Audit

Märjamaa Municipality Government

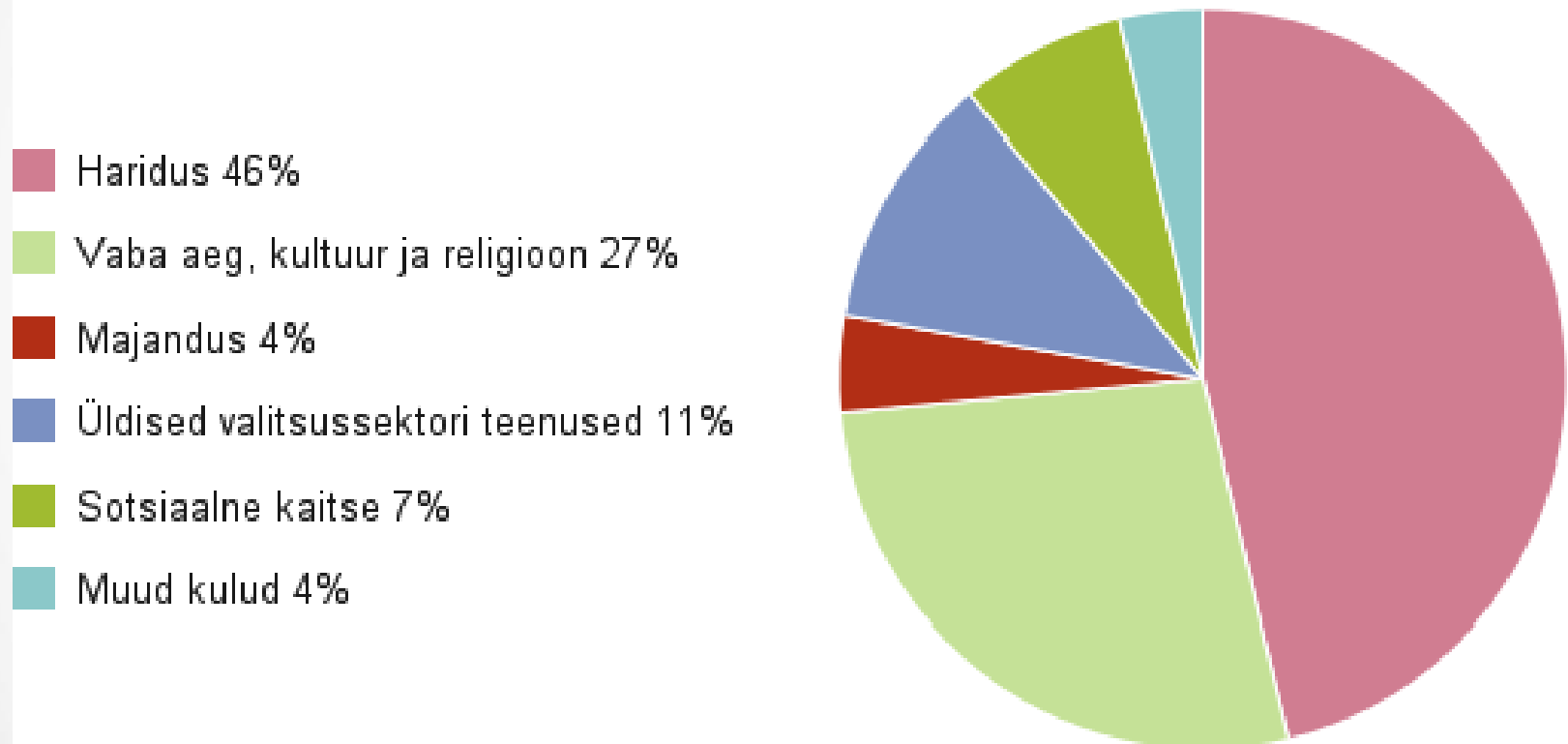
- The Chief Executive – Eero Plamus
- Government members 5
- Parish officials altogether 26

Public services

- **Education** (schools, kindergardens)
- **Public order** (public events and public policy rules)
- **Social work** (benefits, social services)
- **Youth work**
- **Environment including wast management**
- **Entrepreneurship** (entrepreneurs in parish, register of economic activities etc)
- **Healthcare** (healthcare services)
- **Building and planning activities**
- **Technical infrastructure** (roads, water, canalization etc)
- **Land-related activities**
- **Population actions** (registration of birth and death, registration of residence)
- **Culture** (libularies, cultural houses, clubs)
- **Sport**
- **Leisure time**
- **Village Movement**

Budget expenses

Kululiigi osatähtsus Märjamaa valla eelarve kogukuludes, 2011



Allikas: Statistikaamet

Social field

Benefits

- Income-based

 - subsistence benefit**

 - Social benefits for different target groups

- Income-independent

 - Birth benefit
 - Funeral benefit
 - Jubilee benefit
 - Best graduate benefit

- Caregiver support

Services

- Home care service
- Support Person Service
- Social consulting
- Social transport
- Housing Services

- 24hour nursering
- Supporting everyday life
- Other services to support the coping

Social field

Subsistence benefit

Person is eligible for the benefit when after paying the utilities applicant remains with:

•1 person in family	76,7 euro
•2 people in family	138,06 euro
•3 people in family	199,42 euro
•4 people in family	260,78 euro
•5 people in family	322,14 euro

Each subsequent member of the family will receive 80% of the subsistence (61,36 euro).

Legal guardianship

- In Märjamaa parish there are 27 adults under guardianship.
- In Märjamaa parish there are 10 foster families for minors and 12 children under guardianship.
- 4 kids are living in children's home.
- There are 4 alternate families and 4 children growing in them.
- etc

Entrepreneurship

- Light industry
- Wood industry
- Construction
- Agriculture
- Handicraft
- Tourism
- etc

Union of local entrepreneurs – 27 members (Märjamaa Ettevõtjate Piirkondlik Ühendus)



Cooperation with NGO-s

In 2012 parish allocated from budget

- Sport and hobbyclubs – 9 (capitation grant)
- Selts-s, seltsing-s, NGO-s – 60 (project support)
- Sport
- Culture
- Folklore
- Village Movements

Most recognized buildings



Märjamaa Municipality Government
e-post marjamaa@marjamaa.ee
www.marjamaa.ee

• • •

Thank you for attention!

23.05.2013